

Bible References

(An application to intelligently display cross referenced bible verses along with daily readings, devotionals and bible study)

Version 2.1

The purpose of the Bible References application is to allow you to read from an extensive selection of cross referenced topics and their related verses on pages 1 and 2. Readings from several daily plans and devotionals are found on page 3. Many useful web resources are available on page 4. It is hoped this will be a valuable aid to your Bible studies.

The screenshot shows the 'Ready Bible Study & Reference' application window. The interface is divided into several sections: 'Pg 1-Refs', 'Pg 2-Refs', 'Pg 3-Daily Studies', and 'Pg 4-Web Resources'. The 'Pg 1-Refs' section includes 'ABCs of Salvation' (with a red heading), 'Objections Answered' (with a green heading), 'Verses to help Christians' (with a green heading), 'Man's questions - God's answers', 'How to Succeed in Christian life', 'Great Bible Chapters' (with a red heading), 'BIBLE TEXT SEARCHING', and 'DICTIONARIES SEARCH'. The 'Pg 2-Refs' section includes 'Visual Help Guide', 'Evidences of Salvation' (with a red heading), 'The Believer is:' (with a red heading), 'Think on these things:', 'What to read', 'John's Portraits of Christ', and 'Where to Find:'. The 'Pg 3-Daily Studies' section includes 'Enter text, click Exact or Any:' and '1) match exact word - Psalms (2 matches - KJV) =>'. The 'Pg 4-Web Resources' section includes 'Enter search text here (Alt-F)', 'Exact', 'Any', '?', 'A', 'Smith', 'Aaron', and 'Fausset'. The bottom of the window features a 'Reading Status' and 'Session History' section, a 'DONE' button, 'Quick Help', 'Reset', and 'Setup' buttons, and a status bar showing 'App Version: 2.1', 'Time: 31.00 mins', 'Bible: KJV', and 'Audio:'. Callouts provide detailed instructions on how to use these features.

Click on an item to display related verses

Any group can be marked as fully read by holding down a Shift key then clicking on the group name

A Green heading means all its items have been read. A Red heading still has readings to finish.

Reading Status displays the last items you read. Session History displays every text you have viewed in the current session.

The current session time is tracked here and the total time is also visible on the Setup window.

Displays this Help

Each item in a drop down list will set its related heading to Red until you reach the last item. Then the heading will turn Green signifying the reading is completed.

Clicking on the DONE button or pressing the Esc key will save the current Reading status and exit the application.

Powerful text searching is available. Click ? For more information.

Two Dictionary drop down lists are here

Double click Audio for items in queue.

Resetting Reading status and Setup options are discussed on Page 3.

The application remembers which headings and sub items were last clicked on from Page 1 and Page 2. Once you start reading any selection, the next time you run the application it will display your last selections from both Page 1 and/or Page 2. It will also show the total time you have been reading. If you need to change the total time value, you may do that from the Setup Window. Clicking the Reset button clears the readings history .

Ready Bible Study & Reference

Pg 1-Refs Pg 2-Refs Pg 3-Daily Studies Pg 4-Web Resources

Soul Winning as Jesus did it in John 4:
 The Bible test on Worldliness
 What God says about the human heart
 Promises of forgiveness and cleansing
 Great and Precious Promises
 Prophecies Concerning Christ Fulfilled:

| Prophecy | Fulfillment |
|---------------------|--------------------------|
| Dan. 9:24-25 | John 1:41; 4:25-26 |
| Isa. 7:14; Mic. 5:3 | Matt. 1:23; Luke 1:26-35 |
| Mic. 5:2 | Matt. 2:1-6; Luke 2:4 |
| Jer. 31:15 | Matt. 2:17-18 |
| Hosea 11:1 | Matt. 2:15 |

The Prodigal son
 Eight Jewels in the Ring (Rom. 5:1-18)
 The New Testament Pattern (Acts 5:4)
 Salvation in 4 words
 The Parts of Salvation
 => 10 commandments for personal workers
 => Gospel Outreach

App Version: 1.67 Time: 6.50 mins Bible: LEX Audio:

Any item can be marked as fully read by holding down a Shift key then clicking on the item name

Clicking on Dan. 9:24 displays the related Old Testament prophecy and its New Testament fulfillment.

(Dan. 9:24-25) Prophecy

PROPHECY:

Dan 9:24 Seventy weeks are determined upon thy people : to finish and to anoint the most Holy. Dan 9:25 Know thou that from the going forth of the commandment to restore a unto the Messiah the Prince shall be seven weeks, and thr weeks: the street shall be built times.

FULFILLMENT:

Joh 1:41 He first findeth his own brother Simon, and saith : found the Messiah, which is, being interpreted, the Christ.

Joh 4:25 The woman saith unto him, I know that Messiah (called Christ: when he is come, he will tell us all things. Ic unto her, I that speak unto thee am he.

Soul-winning as Jesus did it in John 4 - [selected verses] (KJV)

Soul-winning as Jesus did it in John 4:

- 1) Made a tactful approach (vs. 7)
- 2) Aroused a deep interest (vs. 10)
- 3) Created an intense desire (vs. 15)
- 4) Produced a sense of conviction (vs. 16, 17)
- 5) Corrected a misunderstanding (vs. 19-24)
- 6) Revealed Himself as the Messiah (vs. 26)
- 7) Secured a public confession (vs. 28-31, 39)

Joh 4:7 There cometh a woman of Samaria to draw water: Jesus saith unto her, Give me to drink.

Joh 4:10 Jesus answered and said unto her, If thou knewest the gift of God, and who it is that saith to thee, Give me to drink; thou wouldest have asked of him, and he would have given thee living water.

Joh 4:15 The woman saith unto him, Sir, give me this water, that I thirst not, neither come hither to draw.

Joh 4:16 Jesus saith unto her, Go, call thy husband, and come hither. Joh 4:17 The woman answered and said, I have no husband. Jesus said unto her, Thou hast well said, I have no

DONE Dictionary Search (F5) Start Audio (F6) Pause/Resume (F7) Stop (F8)

Clicking on Soul Winning displays this Verse window. Click OK or pres Esc to close

Press Alt-F to Find verses. Examples of searching the Bible text are below.

Bible Help

Bible Searching tips:

| | | |
|--------------------------|----------------|---------------------------|
| Find grace | Enter grace | Click Any [160 matches] |
| Find Grace | Enter Grace | Click Exact [24 matches] |
| Find love | Enter love | Click Exact [276 verses] |
| Find love, loved, loving | Enter lov | Click Any [576 verses] |
| | | |
| Psalms 23 | Enter Psa 23 | Click Exact [7 verses] |
| All Psalms | Enter Psa | Click Exact [2609 verses] |
| | | |
| John 3:16 | Enter Joh 3:16 | Click Exact [1 verse] |
| All of John | Enter Joh | Click Exact [900 verses] |
| All 3:16 verses | Enter 3:16 | Click Exact [49 verses] |

DONE

From the Page 3 Bible Browser, click the Commentary drop down for comments

And the evening and the
ly.
at there be a firmament in

Click here for => Gray

Chapter Comments:

[Gray's Concise Commentary]

CREATION OF THE WORLD

CREATION OF HEAVEN AND EARTH (Gen 1:1)

Here are three facts. What was done? Who did it? What was the explanation: "created" and "beginning." Does the text suggest that God created out of nothing? The word (bara, in Hebrew) has a peculiar use in this chapter suggests that it means the beginning of life on the fifth day, and at the beginning of the world. Elsewhere, where only transformations are meant, bara is translated "made." Bara (created) is thus reserved for the three great spheres of existence the world of matter, the world of spirit, which, though intimately associated, are distinct in their nature known to us. Professor Guyot adds that whenever bara is used it always refers to a work made by God and never by man. It is never used to justify the statement that "created" here means created.

But when was the "beginning"? The margin indicates that these marginal notes are not part of the divine text and therefore open to debate. Should science ultimately

DONE Dictionary Search (F5) Start Audio (F6) **OK**

Quick Keys:

Page Selection:

Shift F1 to F4 to select Pages (Tabs) 1 to 4

Bible browser on Page 3:

F1, F2 for Prev/Next Book in Bible Browser window
 F3, F4 for Prev/Next Chapter in Bible Browser window
 F5 to take selected Bible text and find in the Dictionary

All displayed text:

F6, F7, F8 for Audio start, pause, stop

Hot commands for Page 3:

type c1, c2 or c3 to display one of three current chapter Commentaries
 type cc1 or cc3 to display current book Commentaries
 type d1, d2, d3 or d4 to display each the four Devotionals for today
 type r1, r2 or r3 to display each of the three Reading Plans for today

Page 1 Find Bible text:

Alt F to find bible text

OK

Use Function Keys to move from page to page, start Audio playback, perform a dictionary search. Alt-F to Find Bible verses.

On Page 3, F1, F2, F3, F4 move backwards and forwards by chapter or verse.

C commands display comments.

R commands display daily readings.

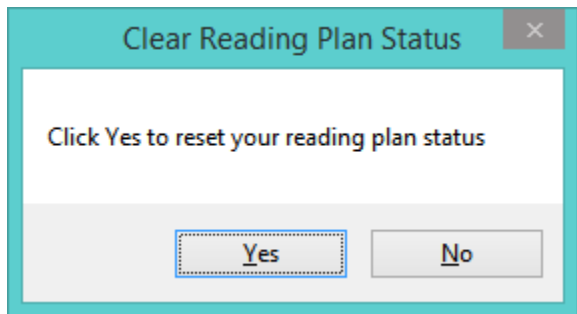
D commands display daily devotionals.

Page 4 contains a variety of links to web resources. It is the only page that requires an active connection to the internet.

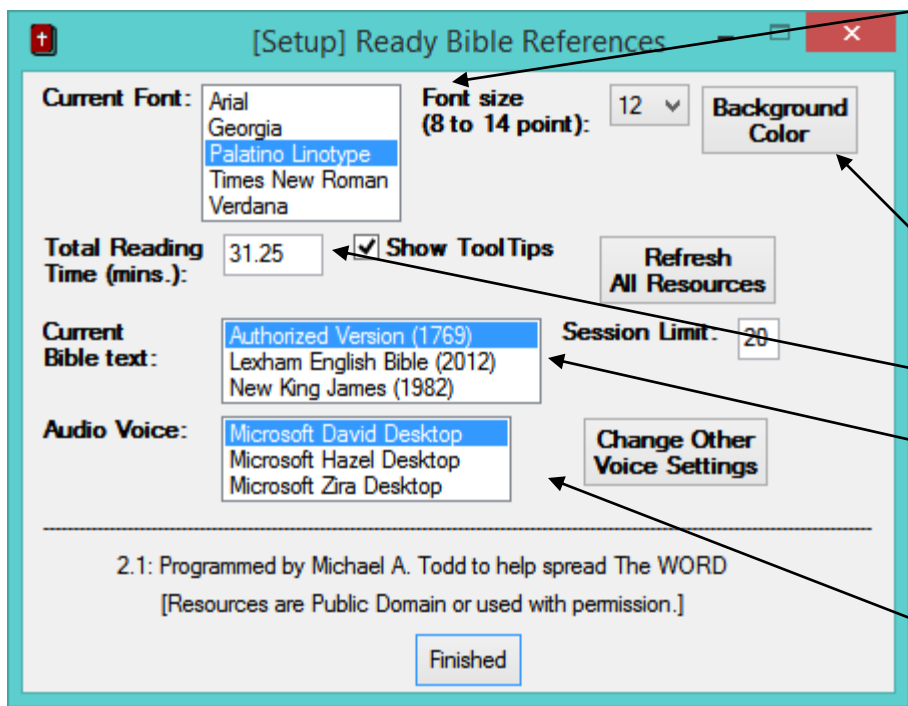
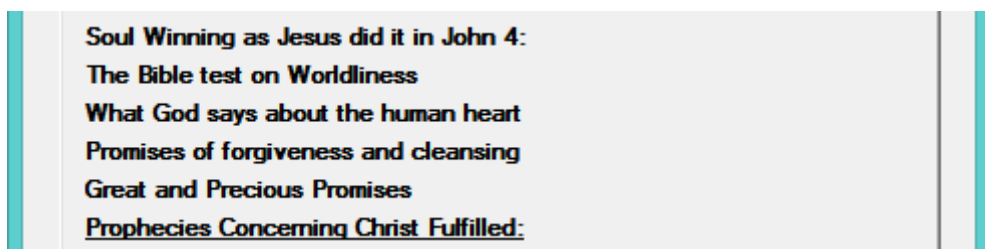
Clicking on Session History to display and optionally save all the text from your current reading / study session.

Clicking on Quick Help displays some text only instructions. They are also displayed the first time you run the program.

Clicking on Reset displays the option to clear the saved Reading status.



Reading status (colors) has been cleared as shown below.



Current font is used to display Bible verses. Changes are immediately visible. **Readings Font size** - Adjust the font and size for comfortable viewing. (8 to 12 are the best sizes for most computers.)

Background color allows you to bring some color into the program.

Total Reading Time is updated every time you exit the program. You may change it or set it to 0 if needed.

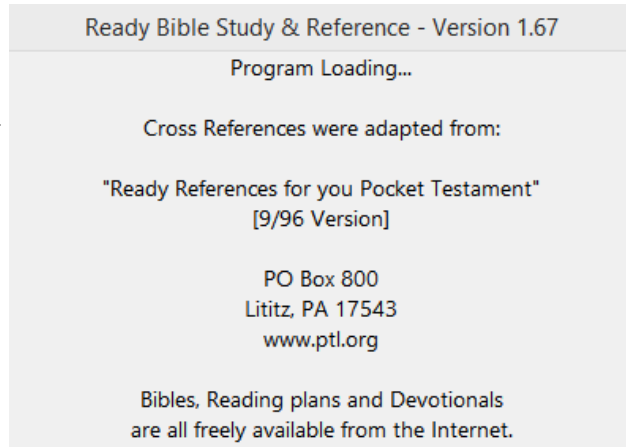
Current Bible text is one of three available. Most are newer translations. Although the Authorized Version has the longest lineage and world-wide distribution (400 years).

Current Voice and other settings

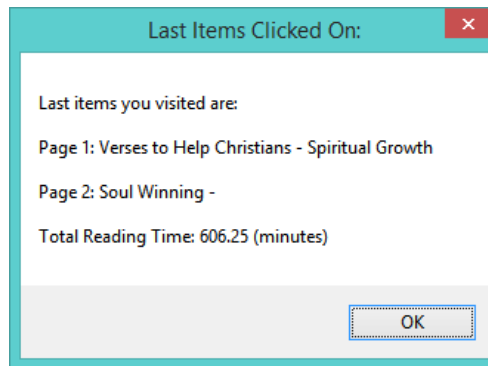
Bible Translation Information:

The 1769 Authorized Version (also known as the King James version)
 The 1982 New King James (similar to the King James, updated to a more modern vocabulary)
 The 2012 Lexham English Bible (Another modern translation, Copyright 2012 by Logos Bible Software)

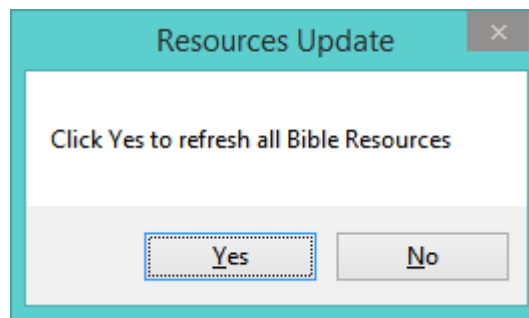
Startup credits: →



Last items you clicked on are displayed via a Reading Status button at the bottom of the main window.

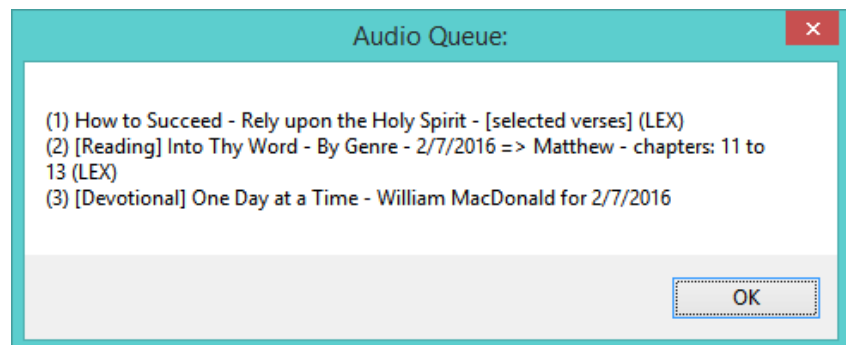


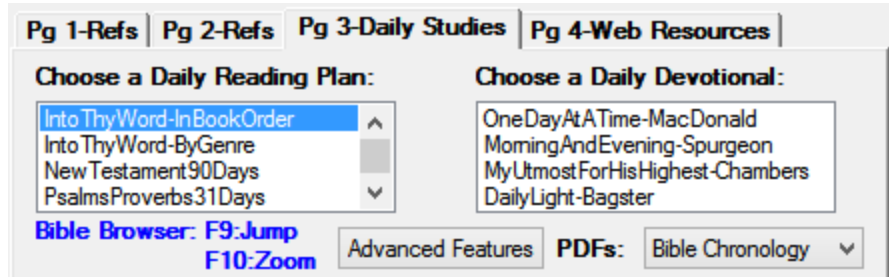
After you download a new update, you should hold down the Shift key when you first run it. This will update all resources to the newest versions.



This is available from the Setup window also via a button.

Double-clicking on Audio at the bottom right corner will display the titles of every item in the Audio Queue.

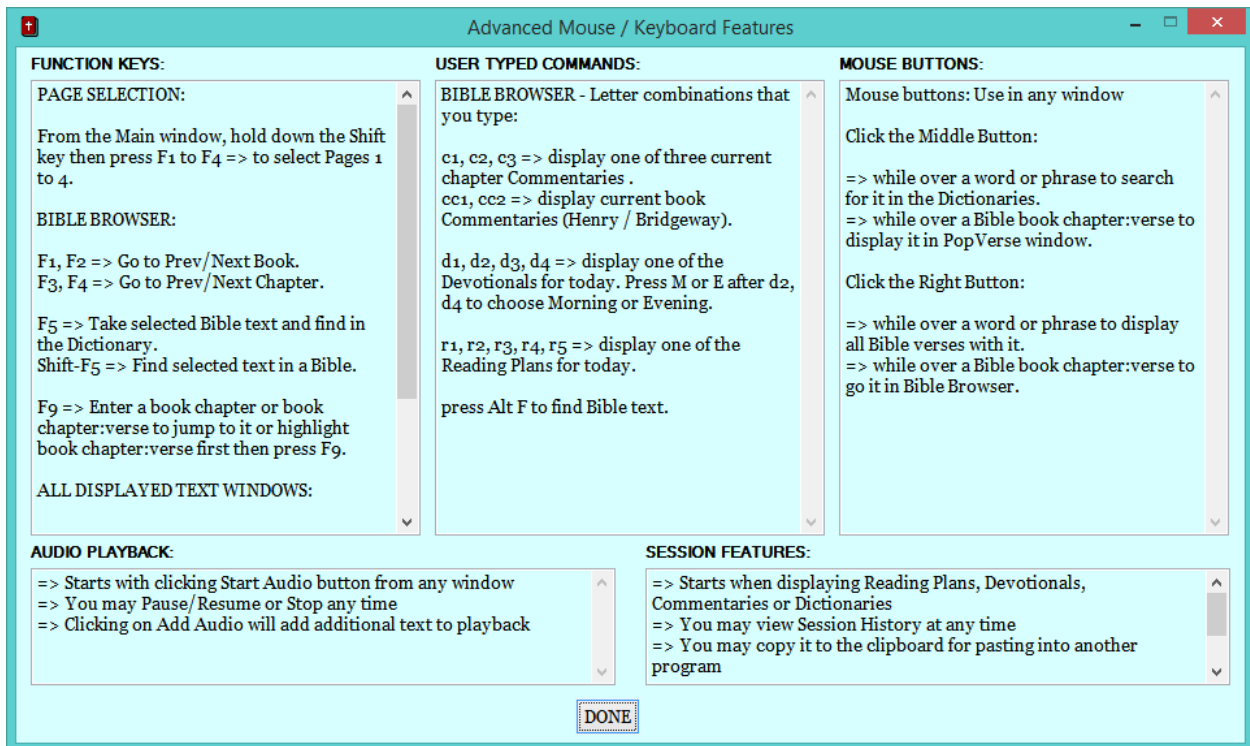




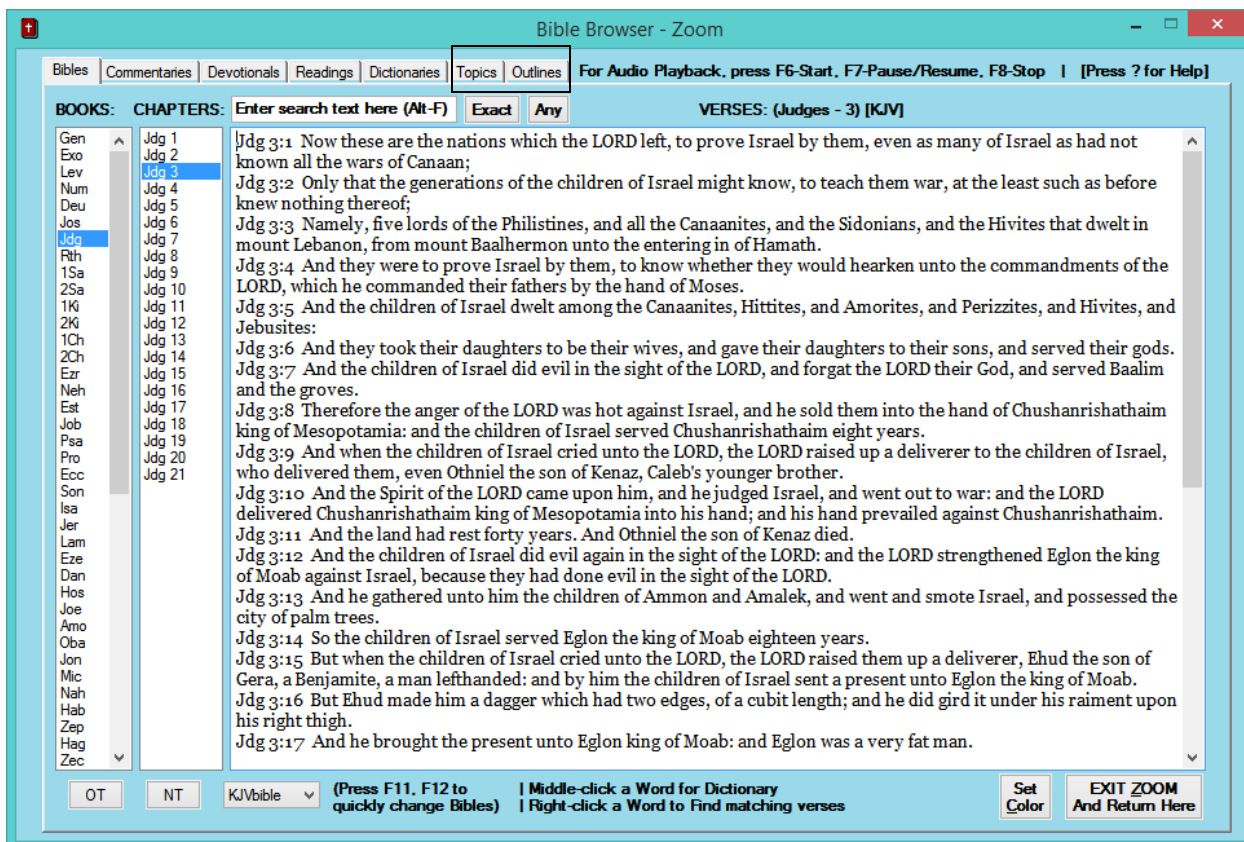
Press **F9** or click on **Jump** to enter a Book Chapter : Verse to display.
 Press **F10** to change to the Zoomed Bible window

Click here to display Advanced key and mouse features.

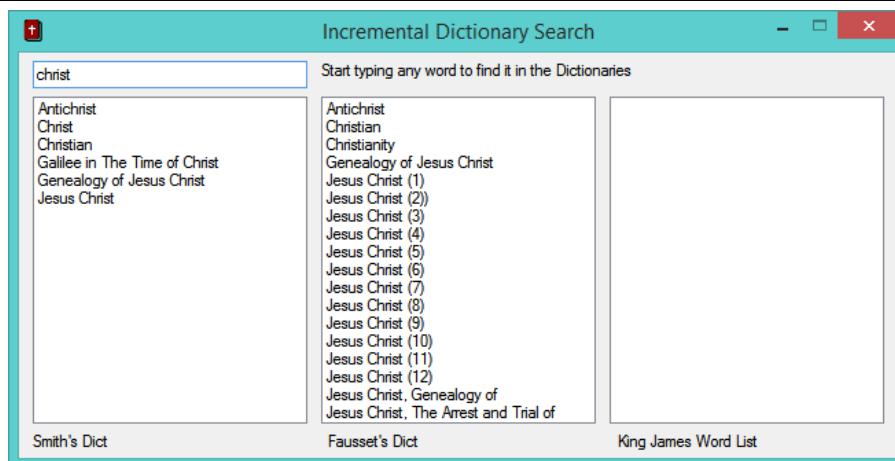
Click here to display info from some PDF files



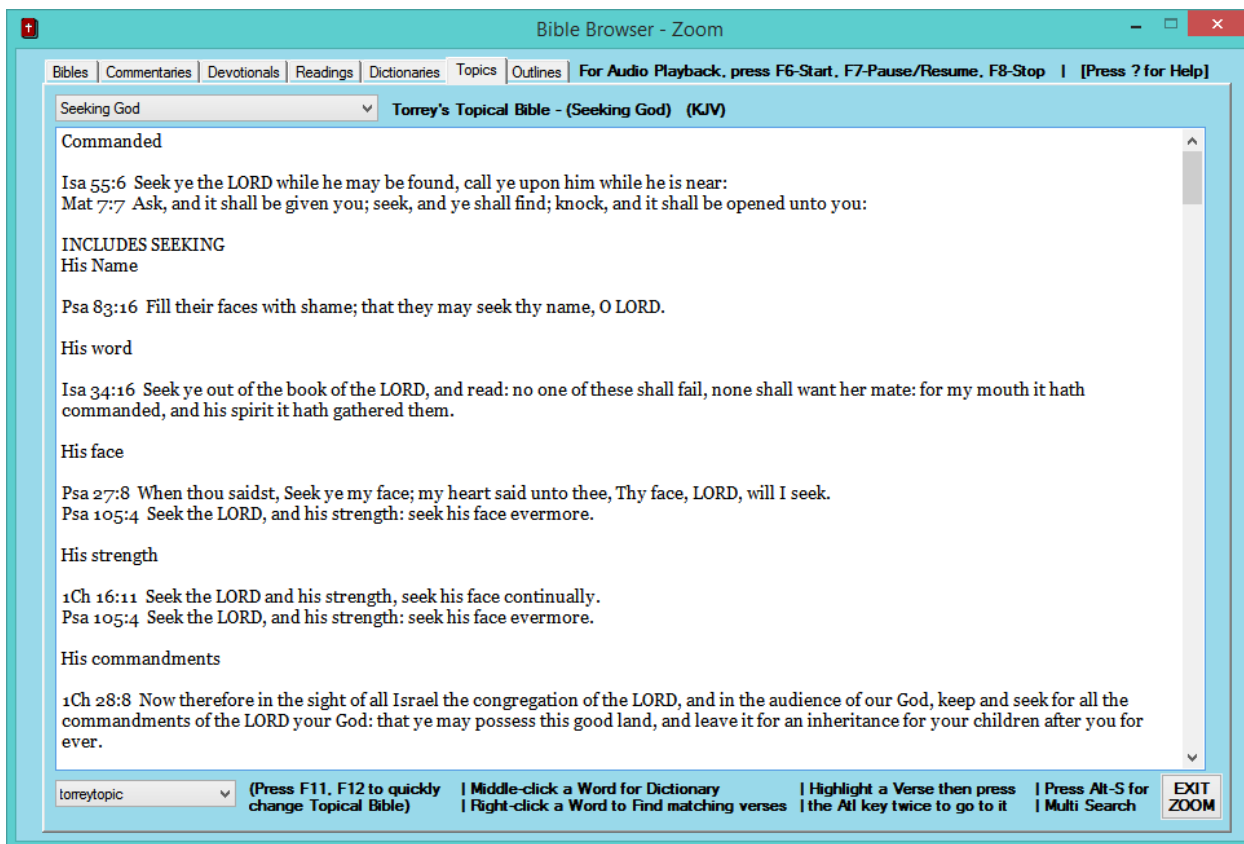
Bible Browser Zoom window—an alternative to using the program with more Bible Study features. Ready References are only found on Pages 1, 2 of the Main startup window. Press F10 to go back and forth between Main and Zoomed windows. Click on Help in the upper right corner or press ? For Zoom window specific help. Use F6, F7, F8 for Audio playback.



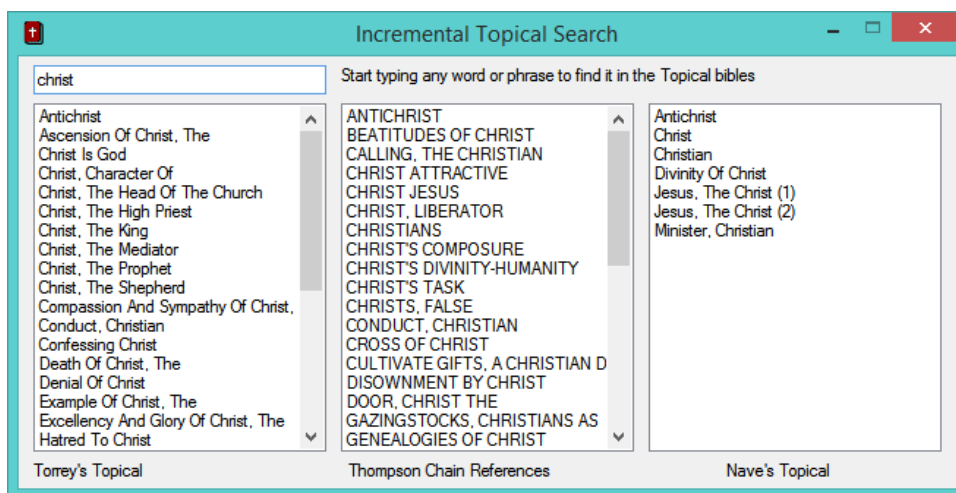
The Topical Bibles and Master Study Outlines are unique to the Zoomed window and are shown on the next page. Under the Dictionaries tab you may press Alt-S to search all three Dictionaries at one time. Matching items appear as you type.



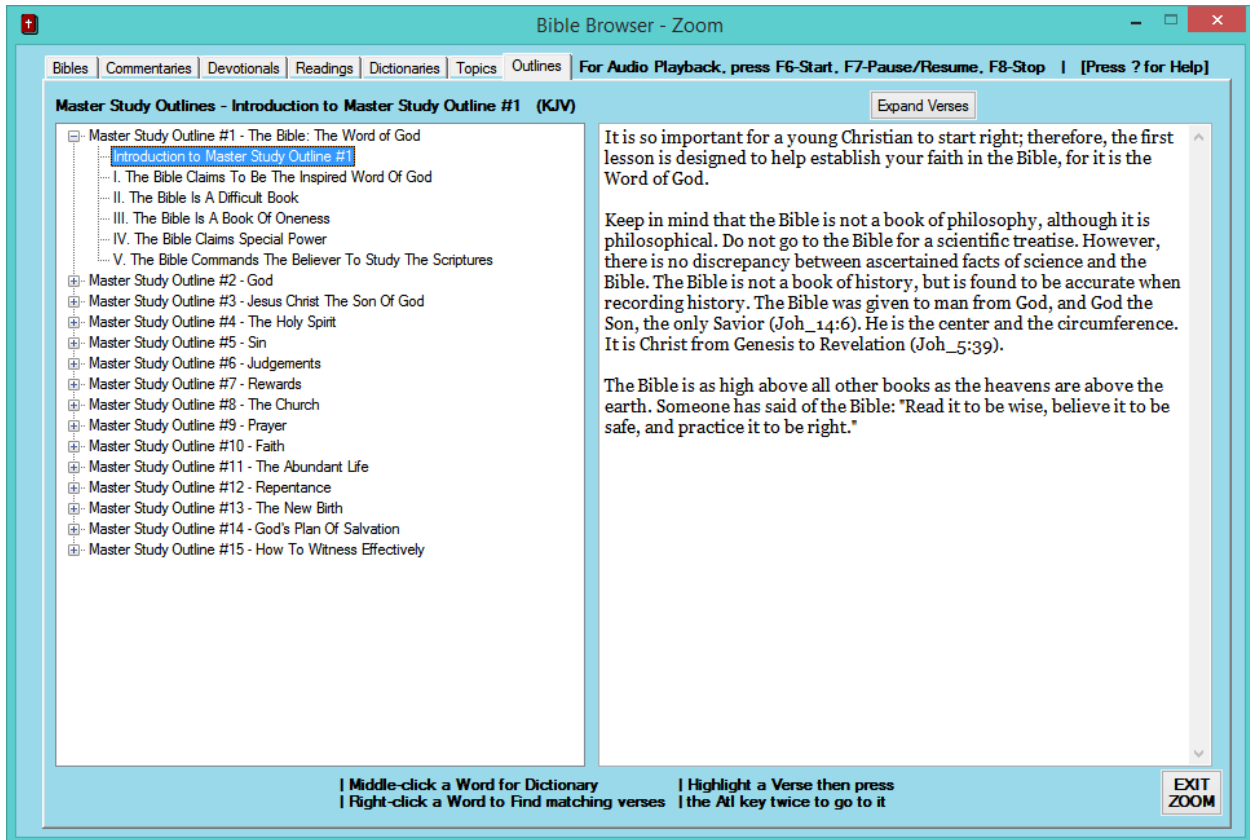
Bible Browser Topical window— Users may search three Topical references here with the unique feature of having all cross referenced verses expanded to their Bible text. This saves users from having to do further lookups in the Bible tab. Press F11 or F12 to switch Topical resources. Please wait until the verse expansion finished before selecting a different Topic.



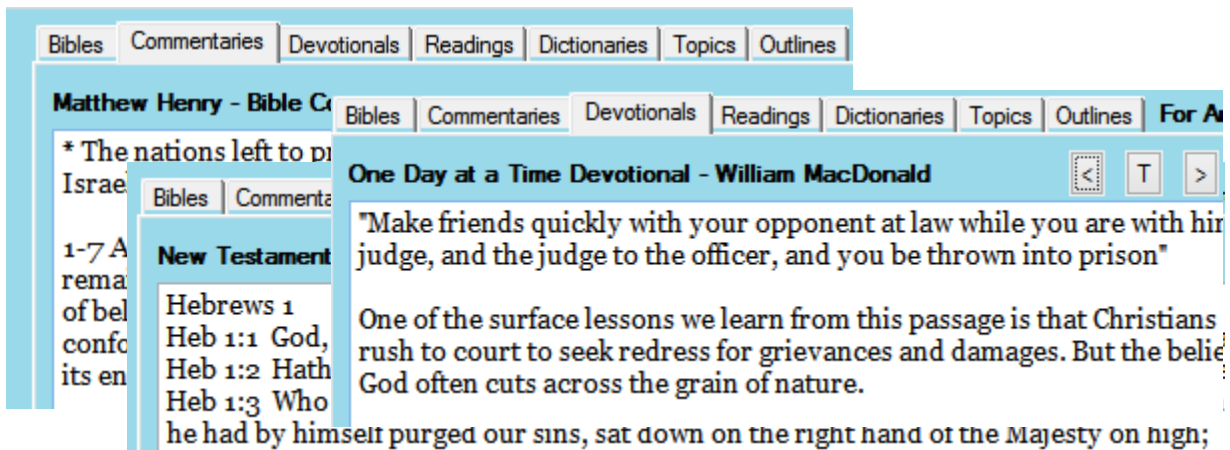
Under the Topics tab you may press Alt-S to search all three Topical resources at one time. Matching items appear as you type.



Bible Browser Master Study Outline window— Users may learn much from this set of outlines that cover the basics of Christianity. They were developed by Porter Barrington



To see the full referenced Bible verses, click on Expand Verses.



Bible Browser other windows— The Commentaries, Devotionals, and Readings windows are very similar. You may switch Commentaries with F11,F12. You may change days in Devotionals and Readings with the <, T, and > buttons.

The screenshot displays three overlapping windows from the Bible Browser application. The top window, titled "Matthew Henry - Bible Commentary (Judges - 3)", shows a commentary on Judges 3:1-7. The middle window, titled "One Day at a Time Devotional - William MacDonald", features a quote: "Make friends quickly with your opponent at law while you are with him; and the judge to the officer, and you be thrown into prison". The bottom window, titled "New Testament in 90 Days Reading Plan (KJV)", displays the beginning of Hebrews 1, starting with "Hebrews 1:1 God, who at sundry times and in divers manners spake in time past unto the fathers by the prophets..."

In the Dictionaries window, click on Expand Verses to see the full referenced Bible verses.

This screenshot shows two dictionary windows side-by-side. The left window, titled "Smith's Bible Dictionary - (Antichrist)", provides a definition of "Antichrist" and includes a section for "Expand Verses" with references to 2 John 1:7. The right window, titled "Fausset Bible Dictionary - (Abase)", provides a definition of "Abase" and also includes a section for "Expand Verses" with references to Job 40:1. Both windows have a navigation bar at the top with tabs for "Bibles", "Commentaries", "Devotionals", "Readings", "Dictionaries", "Topics", and "Outlines".